

# Banksia Bulletin

Banksia Road Primary School

65 Banksia Road, Greenacre NSW 2190

Tel 9707 3423 Fax 9790 5607 Email [banksiaroad-p.school@det.nsw.edu.au](mailto:banksiaroad-p.school@det.nsw.edu.au)

Caring, creative, challenging and achieving



Tuesday, 18 July 2023

## CALENDAR

## TERM 3 ASSEMBLIES

### Week 1 Term 3 2023

July

Monday 17 <sup>th</sup>	No students School Development Day
Tuesday 18 <sup>th</sup>	Students return Goal setting for Inclusive Classes (link opens)
Thursday	Playgroup in Hall 9.30-11.30
Friday 21 <sup>st</sup>	No PSSA Uniform Shop 8.45 -9.15am

5V – Week 2

Education Week (open day Thursday 3<sup>rd</sup> August)

1S – Week 4

4/5NT – Week 5

K/1J – Week 6

4VL – Week 7

KC – Week 8

## STAFFING

We welcome Mrs Daniella Furfaro back after maternity leave.

We also welcome Mrs Alana Crichton as the newest permanent staff member to Banksia Road.

### Week 2 Term 3 2023

July

Monday 24 <sup>th</sup>	Uniform Shop 8.45 -9.15am Teacher's Aide course
Tuesday 25 <sup>th</sup>	Goal Setting Interviews for Inclusive Classes
Thursday 27 <sup>th</sup>	Year 3 to 6 assembly (5V Item) OC Test Playgroup in Hall 9.30-11.30
Friday 28 <sup>th</sup>	PSSA 9 Uniform Shop 8.45 -9.15am

## 175 YEARS OF PUBLIC EDUCATION IN NSW

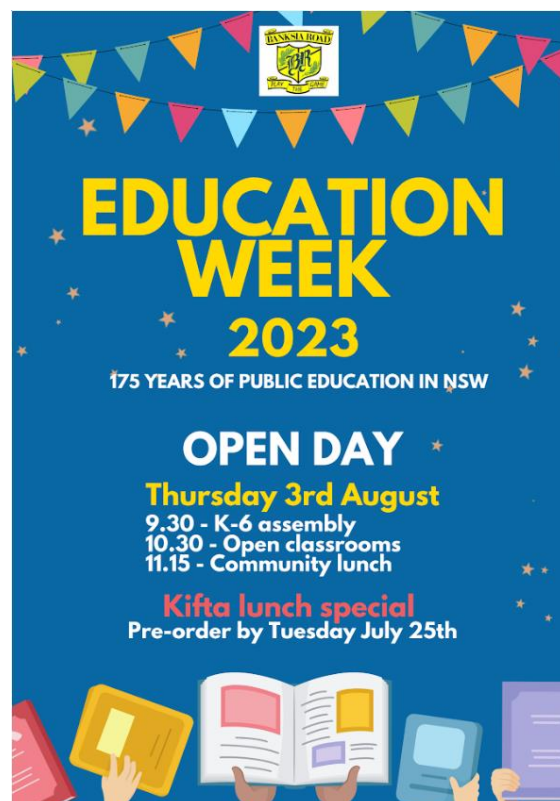
### Week 3 Term 3 2023

July-Aug

Monday 31 <sup>st</sup>	Uniform Shop 8.45 -9.15am Teacher's Aide course
Thursday 3 <sup>rd</sup>	Education Week Open Day
Friday 4 <sup>th</sup>	PSSA Round 10 Uniform Shop 8.45 -9.15am

## UPCOMING DATES

- Goal setting interviews for K to 6 (not including IC) will be the week beginning August 15<sup>th</sup>. Online booking will open Tuesday August 1<sup>st</sup>.
- Father's Day open classroom on Monday 28<sup>th</sup> August.



### THREE WAY GOAL SETTING INTERVIEWS

I trust you have read your child's Semester 1 report and may have some questions. In week 5 (Tuesday 15<sup>th</sup> till Thursday 17<sup>th</sup> August) teachers will facilitate face to face 'Three Way Goal Setting Interviews' with the teacher, parents and student involved in a collaborative discussion around learning goals.

The link for booking will be available in next fortnight's newsletter.

### THREE WAY GOAL SETTING INTERVIEWS FOR INCLUSIVE CLASSES

Parents who have children in the Inclusive Classes are encouraged to book an interview with your child's teacher via the link below:

<https://www.schoolinterviews.com.au/code/nhsxt>

Use the code: **nhsxt**

Dates and times are:

Tue 25<sup>th</sup> July (3 – 6pm)

Wed 26<sup>th</sup> (8:20 till 9am) & (3 – 4pm)

Thu 27<sup>th</sup> (8:20 till 9am) & (3 – 4pm)


### BANKSIA BONANZA SUNDAY 17<sup>TH</sup> SEPTEMBER

The P & C have scheduled a Community Fete on Sunday 17<sup>th</sup> September. If you are interested in being a stall holder, please contact the P & C for more information.



### SCHOOL UPGRADES

The wooden seats in the IC have been sanded back to the original wood. The sandpit is also a recent addition. Thanks Mr Marcello.



The K-2 asphalt has been cleaned and the murals repainted. Thanks again Mr Marcello.







### OPEN DAY 'FATHER' FIGURES

#### MONDAY 28<sup>TH</sup> AUGUST

We are encouraging parents back on site and into the classroom (after lockdown). This time the special invitation is for Fathers and 'Father Figures' which coincides with Father's Day later that week.



Fathers are welcome to stay for lunch and join their son and/or daughter during playtime.

10:30am: in classes  
11:15am till 12pm: lunch and playtime



### ENROLMENTS ARE INVITED FOR 2024

We are currently taking enrolments for 2024. The DoE has tighter procedures around out of area enrolments. Our school population is growing and places are limited for students not in our catchment area. If you, your friends or neighbours have children starting school next year, please contact the school office and complete a digital enrolment form. See the link below:  
<https://ehub.enrol.education.nsw.gov.au/schoolenrolment/?schoolCode=4217>

### BIRTHDAY CELEBRATIONS

Whilst it is lovely for classmates to share the birthday celebrations with their peers, we are also aware that this does interrupt learning time. We ask that any cakes must be cupcakes to avoid the teacher needing to cut 25 pieces. The distribution of any confectionary must occur after 2:45pm to avoid interruption during learning time and consumed at pick up time with their parents. Teachers must be informed prior to the day. We also encourage students to wait until pick up time so their parents may allow the confectionary to be consumed safely.

### REMINDERS

This is a reminder to be respectful community members and be mindful of our neighbours. This means being courteous during parking after school ie. Not double parking or parking across driveways, and taking your rubbish with you.

### SILVER AWARDS

Congratulations and well done to the following students who achieved a silver award:

KC – Lana; 2B – Sana; 3HM – Ali; 4/5T – Uthman; 6N – Mohammed

### BRONZE AWARDS

Bronze awards are handed to students at Monday morning assemblies. Congratulations and well done to the following students who achieved a bronze award:

KC – Haissam, Ruby; KM – Isaac, Mohamad; 1D – Fadi, Lana; 2A – Ahmad, Mahmoud, Omar A; 2B – Zeinab; 2S – Amin, Ibrahim, Muhammad; 3A – Kenda, Rawaa; 3IT – Ayesha; 4L – Aisha, Ayman, Dyllan Karim, Esya, Mya, Shedy; 4N – Malik, Mustafa, Youssef; 4V – Ayah; 6H – Alyn; 6N – Ahmad, Zakariya

Mr Hamish Woudsma  
School Principal

## EDUCATION WEEK 2023 - OPEN DAY

### SAVE THE DATE- THURSDAY 3<sup>RD</sup> AUGUST 2023

Banksia Road Public School will be warmly welcoming the community on Open Day soon.

Education Week is a significant and exciting time in our school calendar and this year, we have been preparing to celebrate 175 years of public Education in NSW.

Open Day is a great opportunity for family and friends to come together and share in the fun and celebrate students' achievements.

To add to the variety of Open Day, Banksia Bravo Education Week Awards will be rewarded to students:

**\*\*who are Good Citizens and role model Citizenship behaviour**

**\*\*who consistently demonstrate the PBL expectations safe, respectful, Learner and**

**\*\*who consistently put into practise the qualities of a portrait of a graduate.**

Keep Thursday 3rd August free and we're looking forward to seeing you!

### EDUCATION DAY P & C KAFTA WRAPS

On the 3<sup>rd</sup> August 2023, during our Education Day Celebration, students, teachers and community members are able to pre-purchase a Kafta Wrap.

Please refer to email and note sent home with students. All orders are required by Tuesday 25/7/23 (see note at end of newsletter)

### ICAS SITTING DATES

Students who have registered for ICAS will be sitting the tests this term. These tests will be held at school. These are the sitting dates of all the subjects

	 Digital Technologies	7 August – 11 August
	 Writing	7 August – 11 August
	 English	14 August – 18 August
	 Science	21 August – 25 August
	 Spelling Bee	21 August – 25 August
	 Mathematics	28 August – 1 September

### PUBLIC SPEAKING COMPETITION 2023 (REPEAT)

Please see the parent information (end of newsletter) from the School Performance South in relation to the Public Speaking Competition.

## NON-LOCAL ENROLMENT PANEL

The first of our Non-Local enrolment panel meetings has been held.

Please note - Non-local enrolment applications are only considered by schools that can accommodate the child below the set local enrolment buffer level.

### READY SET GO – SCHOOL TRANSITION AND READINESS (STAR) PROGRAM

This year we plan to commence our new Ready Set Go – STAR program in Term 3.

Our sessions will run weekly on Monday mornings from 9:30am to 10:30am pm starting on Monday 21/8/23 (Week 6).

This program is designed to give children and parents the opportunity to get to meet and know some teachers and key people from Banksia Road Public School. This program will also prepare students for those initial weeks of Kindergarten. Our lessons will be designed around strengthening oral language and enhancing foundation skills for Literacy and Numeracy.

In the past, similar programs have proved very successful in assisting children and parents to ensure a smooth and happy transition to school.



**Ready Set Go - S.T.A.R.**


**What:** School Transition and Readiness Program designed to prepare students for those initial weeks of Kindergarten.

**When:** Every Monday from 9.30am to 10.30am in Weeks 6 to 10 in Term 3 and Weeks 2 to 5 in Term 4  
The first session will be Monday 21st August 2023.

**Who:** Children who are starting Kindergarten at Banksia Road in 2024 and their parents.

If your child isn't yet enrolled for 2024, please visit our website and submit an enrolment form.

**Call : 02 9707 3423 to register your interest.**



Mrs Janice Azzopardi  
Deputy Principal

## BANKSIA BRAVOS TERM 3, WEEK 2 UPDATE

At Banksia Road Public School, we always look for opportunities to allow students to experience success. In Term 3, we are looking forward to having weekly triple Bravo draws in our K-2 and 3-6 Monday morning assemblies.

The team here at Banksia Road Public School are consistently using the Banksia Bravo whole school approach to a positive reward system with the students.

As a result survey responses from students and teachers which has indicated:

\*\*improved behaviour choices made by students

\*\*improved student motivation and

\*\*students following PBL expectations.

We appreciate you commending your children when they are positively rewarded at school.

The Banksia Bravos, The Banksia way!

Thank you for your parental support.

Ms Fallah

## COMMUNITY HUB NEWS

### Playgroup

Playgroup is back this Thursday. We encourage any interested families to join us in the hall from 9.15am each Thursday morning.

### Fee Free First Aid Course

There are still spaces in our fee free First Aid Course being held in the School Hall on Tuesday 8<sup>th</sup> August. If you are interested, please contact Sheenagh Mackenzie-Smith for more information and to receive an enrollment form.

### Training Opportunities

There are currently a number of short courses being offered through TAFE, please see flyers attached to the end of the newsletter for more information on courses available and how to access them.

## BE AMBITIOUS

# TAFE STATEMENT IN EDUCATION AND EMPLOYMENT PATHWAYS INTRODUCTION TO FLORISTRY

TAFE STATEMENT IN EDUCATION AND EMPLOYMENT PATHWAYS  
CS05555-V03

#### COURSE DESCRIPTION:

The training will provide you with an introduction into the Floristry Industry.

The opportunity to learn about how to create different floristry arrangements using fresh flowers

Develop awareness of vocational training options and provide you with a pathway into further study options in Floristry.

#### THIS COURSE ALSO PROVIDES:

Learning resources to assist you with your learning and much more.

#### COURSE OUTCOMES INCLUDING:

- On successful completion of this course, students will be able to effectively participate in a vocational education learning environment.

#### HOW TO GET INVOLVED:

Join us on Friday 4 August at 10:00am Roundabout Youth Centre Sefton

#### COURSE SNAPSHOT

##### Location:

Roundabout Youth Centre  
104 Carlingford Street Sefton NSW 2162

##### Course length:

8 weeks  
Friday 4 August – 22 September

##### Time: 10:00am – 1pm

##### Cost:

FREE \*Fully Government Subsidised Student training programs.

Note: Please bring your current VISA documents (if applicable) and USI number, on the first day.

Contact: Salam Kassem  
CYFS TEI Worker

Mobile: 0422 777 881

Email: [cyfsworker@chnc.org.au](mailto:cyfsworker@chnc.org.au)

#### CONTACT US TODAY

131 601 [tafensw.edu.au/career-and-employability-skills](https://www.tafensw.edu.au/career-and-employability-skills)



TAFE NSW

This document is correct at the time of printing: June 2023  
\*Terms and conditions may apply.



RTO 90003



Connecting to  
**Trade**

## Certificate II in Hospitality

Nationally Recognised Training: SIT20416

### Course description

This course builds the technical skills and industry knowledge you need to work in a commercial kitchen as a breakfast cook, catering assistant, fast food or café cook, sandwich hand or takeaway cook..

### Course outcomes include:

- Learn the basics of food preparation, process, storage and service, including how to:
  - Prepare basic dishes and clean kitchen premises
  - Use hygienic practices and manage perishable items

### The course also provides:

- A strong pathway to continue your studies and enhance your career opportunities
- Skills and knowledge to start your own sole trader business
- Learner Support is available to the students

### Student must wear:

- Black long pants, black long-sleeved shirt, black 1/2 chef apron, black chef hat and black shoes.

### How to get involved:

- Attend the information session on the 4th, of July Tuesday, 9 am - 12 pm. Join us at our Strathfield head office or online.
- Register Today at <https://events.humanitix.com/connecting-to-trade-info-session>.

#### Locations

TAFE NSW - Ultimo  
651-731 Harris St  
Ultimo NSW 2007

St Merkorious Charity  
Unit 3, 6-20 Braidwood Street  
Strathfield South NSW 2136

#### Duration

15 Weeks

#### Study Type

Full Time- 2 days per week

#### Study Commitment

16 Hours per week

#### Dates

Commence the course from  
20 July 2023 in TAFE- Ultimo  
Campus.

Thursday and Friday from  
8.00am to 4:00 pm.

Tel: 0478 760 450

Mail: [charity@stmerkorious.com.au](mailto:charity@stmerkorious.com.au)

Web: [www.stmerkorious.org.au](http://www.stmerkorious.org.au)





### اخبار المدرسة

ايام الاثنين و الجمعة يمكن شراء الزي المدرسي في الصباح الباكر

### مواعيد مهمة

الاسبوع ١

الثلاثاء ١٨ / ٧ عودة التلاميذ

الجمعة لا يوجد مسابقات الرياضة

### الاسبوع ٢

الثلاثاء مقابلات تحديد اهداف الدراسة للصفوف الشاملة

الخميس الاجتماع العام الصف ٥ ف

الجمعة بداية مسابقات الرياضة

### الاسبوع ٣

الثلاثاء اليوم المفتوح لأسبوع التعليم

### مواعيد اخرى

يمكن حجز موعد لمقابلة تحديد اهداف الدراسة من يوم الثلاثاء ١/٨ للبداية يوم ٨ / ١٥

الاثنين ٨ / ٢٨ اليوم المفتوح لعيد الاب

الاحد ٩ / ١٧ يوم الالعاب في المدرسة

### الاجتماع العام

الاسبوع ٢ الصف ٥ ف

الاسبوع ٣ اسبوع التعليم

الاسبوع ٤ الصف اس

الاسبوع ٥ الصف ٥ / ٤ ن ت

الاسبوع ٦ الصف ح/ج

الاسبوع ٧ الصف ٤ ف ل

الاسبوع ٨ الصف ح س

### اخبار المعلمين

نرحب بالسيدة دانييلا فر فارو ايضا المعلمة الانا كريكتون كمعلمة في المدرسة

### التقديم للعام الدراسي المقبل

يمكن التقديم لاولادكم للعام الجديد

### معسكر المدرسة

العدد محدود ٩٠ تلميذ يمكن دفع المقدم مبلغ ١٢٠ دولار لحجز مكان

### يوم التعليم. شراء الكفّة

يمكن حجز الكفّة قبل الثلاثاء ٧ / ٢٥

### اخبار مجتمع الاهالي

ايام الخميس من كل اسبوع يمكن الاشتراك في برنامج اللعب

برنامج الاسعافات الاولى يوم الثلاثاء ٨ / ٨

### فرص التعليم

يوجد عدد من برامج التعليم. الرجاء قراءة التعليمات

### تجهيز التلاميذ الجدد

ايام الاثنين من كل اسبوع يمكن الحضور الى قاعة المدرسة

من الساعة ٩،٣٠ لمدة ساعة لمقابلة المعلمين

27/06/2023

## Banksia Road Public School P&C Association

### **P&C Education Day Family Lunch Thursday 3<sup>rd</sup> August 2023**

To celebrate Education Day the P&C are pulling out the BBQ and offering a delicious **lunchtime special of kafta wraps with drink and sweet treat.**

Kafta wrap orders will be available to both families and students to enjoy at lunchtime together.

Please choose from the following options, (parent/carer orders can be made on the same order form as your child.)

Option 1 – Kafta Wrap combo (includes kafta in Lebanese bread, a juice popper and sweet treat)

Option 2 – Kafta wrap and sweet treat.

#### **Kafta is 100% halal**

To assist in organisation for the day and to make sure your child doesn't miss out **please have all notes and monies in by Tuesday 25<sup>th</sup> July. Write P&C on the envelope.**

**The P&C thank you in advance for your support.**

I would like to purchase the following for my child \_\_\_\_\_  
of class \_\_\_\_\_: (Please tick)

- ☐ Kafta wrap Combo (includes kafta on Lebanese bread, juice popper and sweet treat) \$12
- ☐ Kafta wrap and sweet treat only \$10

Please include the following on my kafta wrap:

- ☐ Hummus
- ☐ Tomato sauce
- ☐ BBQ sauce
- ☐ Lettuce

#### **Parent orders: (orders will be sent to oldest child's class)**

Kafta Combo with soft drink \$12

Kafta & sweet treat \$10

Please include the following on my kafta wrap:

- ☐ Hummus
- ☐ Tomato sauce
- ☐ BBQ sauce
- ☐ Lettuce

Please note that dates are subject to change.

## TERM 3 COMMUNITY CALENDAR 2023

WEEK	MONDAY	TUESDAY	WEDNESDAY	THURSDAY	FRIDAY	SAT/SUN
<b>July</b> <b>1</b>	<b>17</b> SDD – Staff Only Planning T3	<b>18</b> Students First day	<b>19</b> Scripture	<b>20</b> Playgroup	<b>21</b>	<b>22</b>
						<b>23</b>
<b>2</b>	<b>24</b> Teacher Aide Course	<b>25</b> UNITY	<b>26</b> Scripture UTS – Stem St-3 IC Goal Setting	<b>27</b> Playgroup Opportunity Class Placement Test IC Goal Setting	<b>28</b> PSSA – Round 9 Winter IC Goal Setting	<b>29</b>
						<b>30</b>
<b>Jul/Aug</b> <b>3</b>	<b>31</b> EDUCATION WEEK T/A Course	<b>1</b> EDUCATION WEEK UNITY	<b>2</b> Scripture EDUCATION WEEK UTS -Stem -Stage 3	<b>3</b> EDUCATION WEEK Open Day Parents welcome	<b>4</b> EDUCATION WEEK PSSA – Round 10 Winter	<b>5</b>
						<b>6</b>
<b>4</b>	<b>7</b> STAR ICAS Writing ICAS Digital Technologies T/A Course	<b>8</b> UNITY First Aide Course for Parents	<b>9</b> UTS – Stem St-3 Scripture	<b>10</b> Playgroup	<b>11</b> PSSA – Round 11 Winter	<b>12</b>
						<b>13</b>
<b>5</b>	<b>14</b> P and C Meeting ICAS English T/A Course	<b>15</b> Three-Way Goal Setting Interviews UNITY	<b>16</b> Three-Way Goal Setting Interviews Scripture UTS – Stem -Stage 3	<b>17</b> Three Way Goal Setting Interviews Playgroup	<b>18</b> PSSA – Round 12 Winter	<b>19</b>
						<b>20</b>
<b>6</b>	<b>21</b> T/A Course BOOK WEEK Theme Read Grow Inspire Student Well-Being STAR ICAS Science/Spelling	<b>22</b> UNITY Zone Athletics	<b>23</b> Scripture BOOK FAIR K-6 Book Parade	<b>24</b> Playgroup	<b>25</b> PSSA – Semi Final Winter Class Public Speaking Competition ends	<b>26</b>
						<b>27</b>
<b>Sept</b> <b>7</b>	<b>28</b> T/A Course Staff Wellbeing Week ICAS Mathematics STAR Fathers in school – dads welcome	<b>29</b> UNITY Stage 3 Gold Rush Excursion Father's Day Stall	<b>30</b> Scripture Stage 3 Gold Rush Excursion Father's Day Stall Incursion Stage 1- Mad about Science	<b>31</b> Playgroup Stage 3 Gold Rush Excursion Incursion Stage 1- Mad About Science	<b>1</b> 8:15am Inclusive Classes Parent Forum PSSA – Final Winter Final	<b>2</b>
						<b>3</b> Fathers' Day
<b>8</b>	<b>4</b> T/A Course STAR Check in Assessments Y6 Open	<b>5</b> UNITY K-2 School Public Speaking Competition	<b>6</b> UTS- Stem Stage 3 Scripture Our Spec – Choir Rehearsal	<b>7</b> Playgroup 3-6 School Public Speaking Competition	<b>8</b> PSSA – Final (backup) Winter	<b>9</b>
						<b>10</b>
<b>9</b>	<b>11</b> T/A Course STAR Check in Assessments Y6	<b>12</b> UNITY ES1 and IC Farm Excursion	<b>13</b> SSW PRIMARY ATHLETICS TBA UTS-Stem Stage 3	<b>14</b> Playgroup Bankstown Girls Y5 Girls – Mini Olympics	<b>15</b>	<b>16</b>
						<b>17</b> School FETE
<b>10</b>	<b>18</b> T/A Course STAR P and C Meeting Check in Assessment	<b>19</b> UNITY	<b>20</b> Scripture	<b>21</b> Playgroup Our Spec – Choir Performance at Opera House	<b>22</b> Check in Assessments Y6 Close	<b>23</b>
						<b>24</b>
<b>HOLIDAYS</b>	<b>25</b>	<b>26</b>	<b>27</b>	<b>28</b>	<b>29</b>	<b>30</b>
	<b>2</b> Public Holiday	<b>3</b>	<b>4</b>	<b>5</b>	<b>6</b>	<b>7</b>
						<b>8</b>

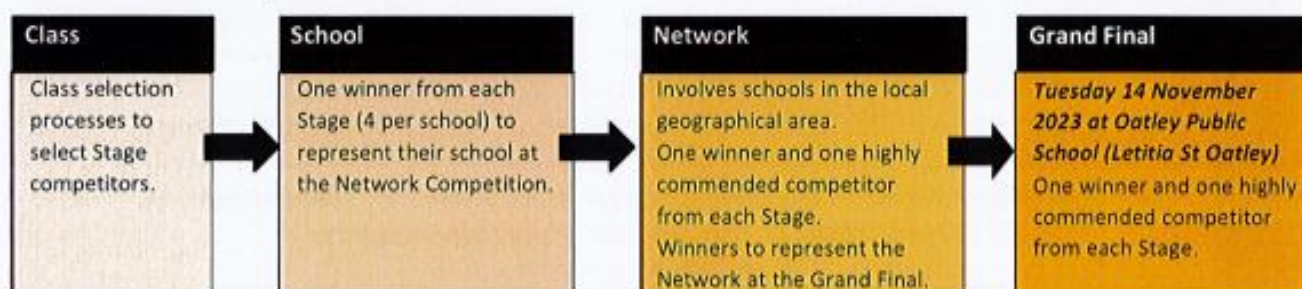




## PARENT INFORMATION

The following information provides an overview of the competition in which your child is participating. If you have any queries related to the information provided, please contact your child's class teacher in the first instance who will then direct you to the public speaking coordinator at the school or your school Principal if further clarity is required.

### How does the competition work?



### What will the students be doing?

- All competitors are required to deliver both a prepared and an impromptu speech at **every level** of the competition.
- Both the prepared and impromptu speeches are given equal consideration (50% each) for the overall marking at every level of the competition, including Early Stage 1.

PART 1: Prepared Speech	PART 2: Impromptu Speech
<ul style="list-style-type: none"> <li>• Early Stage 1 (Kindergarten) = 1 minute</li> <li>• Stage 1 (Years 1 and 2) = 2 minutes</li> <li>• Stage 2 (Years 3 and 4) = 3 minutes</li> <li>• Stage 3 (Year 5 and 6) = 4 minutes</li> </ul>	<ul style="list-style-type: none"> <li>• Early Stage 1 (Kindergarten) = 30 seconds</li> <li>• Stage 1 (Years 1 and 2) = 1 minute</li> <li>• Stage 2 (Years 3 and 4) = 1 minute</li> <li>• Stage 3 (Years 5 and 6) = 2 minutes</li> </ul>
<ul style="list-style-type: none"> <li>✓ Should be persuasive in nature.</li> <li>✓ Prepared speeches may be modified between levels of the competition in terms of content and structure but the topic needs to remain the same.</li> <li>✓ Speech topics <b>are not</b> to come from, or be related to, those of the Multicultural Perspectives Public Speaking Competition for the current year.</li> <li>✓ Microphones <b>will not</b> be available.</li> <li>✓ No external aids or props.</li> <li>✓ Two bells will be rung at the conclusion of the time to indicate that the speaker's time has expired. A continuous bell will be rung 30 seconds after the completion time.</li> <li>✓ Palm cards should be used: <ul style="list-style-type: none"> <li>• Early Stage 1 and Stage 1 – no larger than a quarter of an A4 page</li> <li>• Stages 2 and 3 – no larger than an eighth of an A4 page.</li> </ul> </li> </ul>	<ul style="list-style-type: none"> <li>✓ Should be persuasive in nature.</li> <li>✓ Kindergarten impromptu will be based on an object and they will have 2 minutes of preparation time.</li> <li>✓ Impromptus for Stages 1, 2 and 3 will be based on a phrase or single word chosen by the adjudicator on the day and students are able to interpret it as they wish. They will have 5 minutes of preparation time.</li> <li>✓ Palm cards will be provided for Stages 1, 2 and 3.</li> <li>✓ Bells <b>will not</b> be used at the conclusion of time in the impromptu section. A continuous bell will be rung 30 seconds <b>after</b> the completion time.</li> </ul>





### What makes a great speech?

These aspects need to be considered when constructing and presenting both the prepared and impromptu speech:

<p><b>MANNER</b></p>	<p>20% of the mark</p>	<p>Manner refers to the presentation of the speech. The key to good manner is to be natural. Acting, singing, dancing and competitor introduced props are not allowed.</p> <p><b>Parts of manner include:</b></p> <ul style="list-style-type: none"> <li>• <u>Eye Contact</u> – Speakers should look at the whole audience by focusing on audience members in different areas of the room for a short period of time. Palm cards should always be used but as little as possible should be written on them. Speakers are encouraged to use palm cards, not pieces of paper. Speakers should not read their speeches; they should deliver them.</li> <li>• <u>Stance</u> – Speakers should be comfortable but should not do anything that distracts from what they are saying.</li> <li>• <u>Voice</u> – Speakers should modulate tone, expression, volume and speed without appearing unnatural. They should not force their words or yell at the audience.</li> <li>• <u>Gesture</u> – Gestures should be natural and not planned.</li> </ul>
<p><b>MATTER</b></p>	<p>40% of the mark</p>	<p>Matter refers to the content in the speech. Speeches should be as original as possible. Each speech should have a key argument or point of view. Speeches must be of a persuasive nature and not simply sequential information about a topic.</p> <p><b>Topic Selection:</b> Speakers should choose a topic that they feel very strongly about so that they can speak with sincerity. They should choose topics that will be of interest to the audience.</p> <ul style="list-style-type: none"> <li>• <u>Early Stage 1 and Stage 1</u> students can choose relatively simplistic topics such as pets, holidays, family members, etc.</li> <li>• <u>Stage 2</u> students can also choose relatively simplistic topics but they should be encouraged to talk about other people considering a broader context such as a community or national focus. Their entire speech should not just be about themselves.</li> <li>• <u>Stage 3</u> students should state their point of view and then be encouraged to link their ideas to an issue or problem in society such as the environment, war, poverty, etc. They should be linking ideas to other people and the world in general for their entire speech.</li> </ul> <p><b>Message:</b> Each speech must have an overall persuasive argument. Speakers should incorporate their own point of view so that their speech does not become an information report. The speaker should make his/her opinions clear and they should leave the audience with something to think about.</p> <ul style="list-style-type: none"> <li>• <u>In Early Stage 1 and Stage 1</u> the message can be relatively simplistic.</li> <li>• <u>In Stage 2</u> speakers are encouraged to justify their opinion.</li> <li>• <u>In Stage 3</u> speakers should also justify their opinions but their message should be more profound and more specifically linked across a wider world view.</li> </ul> <p><b>Arguments:</b> Speakers should support their opinions with several reasons and ideas. Persuasive points made should be logical and well-explained.</p> <p><b>Examples:</b> Speakers should support and prove their arguments and ideas with examples. An example in public speaking refers to people, places and events that have happened in the real world and that have been reported. Students should aim for their examples to be on or more of the following: real, recent, reported, reasonable and relevant.</p> <p><b>Language:</b> Students should understand, be familiar with, and be able to correctly pronounce the language contained in their speeches. A good speech will avoid: slang, informal language, interjections like 'yuck', incorrect grammatical structure, incorrect pronunciation, mumbling.</p>



METHOD

40% of the mark

Method refers to how a speech is organised and includes:

1. Beginning
2. Middle Development (arguments and examples)
3. Conclusion.

**Beginning:** There are three ways to begin a speech:

- Story – *must be relevant to the speech as a whole*
- Statement – *should be interesting and thought provoking*
- Question – *must be answered at some point in the speech*

A speaker should never start a speech by introducing themselves or their topic e.g. 'I'm Joe Bloggs and today I'm going to talk about ...'

**Middle Development**

The way the speech is developed will depend on the speaker's purpose and personality. This part of the speech should be linked to the introduction in a logical and interesting way. It should also contain ideas and examples that support the topic and purpose of the speech and are linked to each other. This is the part of the speech where the speaker 'gets key messages and arguments across to the audience'. Planning this section carefully is very important so that the speech sounds convincing and spontaneous.

**Conclusion**

This is the climax of the speech. The conclusion should be explicit and concise and linked in style and content to the introduction. It sums up the speech's subject and purpose. For the conclusion, speakers should again make the points of their speech clear. The three ways to end a speech are the same as the three ways to begin a speech. That is with a Story, Statement or Question.

### What can you do to support your child at home?

- Teach your child the difference between a speech and a performance.
- Help your child select a topic based on his/her interests.
- Help your child make connections between themselves, others and the world in general.
- Assist with writing out the speech and using palm cards (especially for impromptu).
- Practice (but not too much).
- Support your child with the goals of the program.
- Help your child develop resilience and a growth mindset.
- Encourage your child to ask for feedback at all stages of the competition.