

Banksia Bulletin

Banksia Road Primary School

65 Banksia Road, Greenacre NSW 2190

Tel 9707 3423 Fax 9790 5607 Email banksiaroad-p.school@det.nsw.edu.au

Caring, creative, challenging and achieving



Tuesday, 27 June 2023

CALENDAR

Week 10 Term 2 2023 June

Monday 26 th	Uniform Shop 8.45 -9.15am Stage 3 Good as Gold
Tuesday 27 th	English conversation 9.30-11
Wednesday 28 th	Eid Al-Adha
Thursday 29 th	Reports emailed home
Friday 30 th	No PSSA Uniform Shop 8.45 -9.15am Last day for Term 2

Week 1 Term 3 2023 July

Monday 17 th	No students School Development Day
Tuesday 18 th	Students return
Friday 22 nd	No PSSA Uniform Shop 8.45 -9.15am

TERM 3 ASSEMBLIES

5V – Week 2
Education Week (open day Thursday 3rd August)
1S – Week 4
4/5NT – Week 5
K/1J – Week 6
4VL – Week 7
KC – Week 8

EID MUBARAK

Wishing all our families celebrating Eid Al-Adha this week, health and happiness.

Wishing the school community a safe and happy school holiday break. Take care.


DEBATING TEAM WINNERS

Our debating team stunned Greenacre PS with a flawless victory last week. Congratulations students and thank you Miss Vimalarajah.



K-6 BOOK PARADE- 23RD AUGUST
BOOK FAIR WILL BE OPEN ALL WEEK.

Save the date





**EDUCATION WEEK THURSDAY 3RD
AUGUST
CELEBRATING 175 YEARS OF PUBLIC
EDUCATION**

175 years of public education in NSW

This year the NSW Department of Education marks 175 years since the establishment of public schools in NSW.

We are looking for stories / images of how Banksia Road PS has evolved since its inception in 1959 (64 years ago).



SCHOOL FETE – SUNDAY 17TH SEPTEMBER

The P & C have scheduled a Community Fete on Sunday 17th September. If you are interested in being a stall holder, please contact the P & C for more information.



SCHOOL CAMP (13/11 – 15/11)

We have arranged a 3 day camp to The Great Aussie Bush Camp - Tea Gardens to support our teaching and learning programs from the NSW PDHPE syllabus.

The note will go out through School Bytes early next term. The first 90 children in years 5-6 to return the note and pay a deposit of \$120 will secure their place.

If we don't reach quota of 90 students, we will offer the remaining places to Year 4.

EXTENDED LEAVE

Many families like to take leave at this time of year. If this is the case, please plan this around the school holidays to minimise the impact on your child's learning. I will not approve extended leave of more than 15 school days.

SCHOOL REPORTS

Semester 1 Reports will be emailed home to families this Thursday and can be viewed on the School Bytes Parent Portal. Parents may also log into the School Bytes parent portal to view excursion payments, financial credit and attendance.

Please contact the school office to update your email address and mobile phone number.

PSSA WINTER

PSSA will resume Friday 28th July. Prior to that students will train on Fridays. There are 4 rounds left until semi finals which are scheduled for 25th August.

SILVER AWARDS

Congratulations and well done to the following students who achieved a silver award:

KF – Ammar; 1S – Amina, Lachlan; 2S – Khadijah; 3IT – Abdallah; 4/5T – Tarek; 4L - Aminah

BRONZE AWARDS

Bronze awards are handed to students at Monday morning assemblies. Congratulations and well done to the following students who achieved a bronze award:

K/1J – Maliha, Nour; KC – Doha, Abdulaleem; KF – Aieesha, Maryam, Sophia, Yazeed, Serene; KM – Lianah; 1E – Eva, Amira, Rukaya; 1S – Jamal, Omar, Atif; 2A – Mariam; 2B - Muhammad Omar; 2S – Essah, Qusai; 3A – Batoul, Ava, Serena; 3HM – Ghazal; 3IT – Loretta, Serene, Aysha, Lenka; 4/5T – Dareen, Zara; 4L – Saphia; 4V – Jayda; 5/6P – Judy; 5N – Isabella, Jana, Muhie-Deen, Sarah, Sidra, Yaseen, Zachariah; 6H – Jacky, Lea, Aqsa, Syed Sameer Mohsin, Tala; 6Z - Abu-Bakr, Amir, Karim, Nawal, Zahra

Mr Hamish Woudsma
School Principal

ICAS (REPEAT) PLEASE NOTE – ICAS PORTAL CLOSES 30/6/23

Students from Year 2, Year 3, Year 4, Year 5 and Year 6 can nominate to complete a number of assessments at a small cost, in Term 3. ICAS Assessments cover a variety of subjects across most school years. To find out more you can access the website.

<https://www.icasassessments.com/>

To purchase these assessments please use the following information.

Access details for parents - Our school access code is: BCD309 Your parent page link is:

<https://shop.icasassessments.com/pages/pps>

TERM 3 CALENDAR

Please find attached the Term 3 Community Calendar. Please note that these dates are subject to change.

EDUCATION WEEK 2023 – OPEN DAY SAVE THE DATE - THURSDAY 3RD AUGUST 2023

Education week is fast approaching and this year public schools will be focusing on learning from the past, celebrating our achievements and embracing the future with confidence. The theme for 2023 will be 175 years of Public Education in NSW.

Here at Banksia Road Public School, Open Day will be a fun filled day of entertaining events and activities for all to enjoy.

During the Open Day assembly, the RESPECT video will be launched followed by the official launch of the Banksia Bravos. We are also privileged to have guest speakers who have previously attended and were students of BRPS.

Share your child's achievements by visiting their Open Classrooms which will have a Mathematics focus.

Satisfy your taste buds by enjoying a Kafta Wrap Open Day lunch organised by the P and C.

Prepare to get fit on Open Day by participating in lunch time games including PSSA teams competing with parents.

Further information will be sent out on ClassDojo and keep an eye out for the Education Week flyer in the Newsletter.

Keep Thursday 3rd August 2023 free and we're looking forward to seeing you!

The Education Week Committee.

ENROLLING AT BANKSIA ROAD

We are currently taking enrolments for 2024.

If you have a child who will be starting school next year please complete an online enrolment form through the school website: <https://banksiarp.schools.nsw.gov.au/about-our-school/enrolment.html>

Please let your friends and neighbours who have children starting school next year know that they need to come to the school to enrol.

In addition, we plan to commence Ready Set Go – STAR program in Term 3 for Kindergarten students enrolling for 2024. More information to come.

PUBLIC SPEAKING COMPETITION 2023

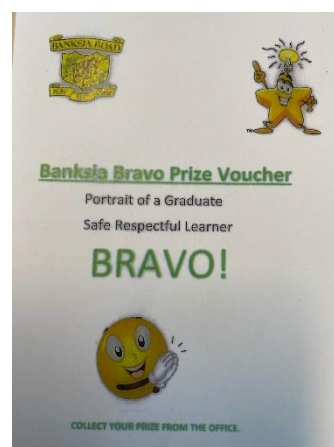
Please see the parent information (end of newsletter) from the School Performance South in relation to the Public Speaking Competition.

Mrs Janice Azzopardi
Deputy Principal

BANKSIA BRAVO- WEEK 10- UPDATE

Students are responding very well to the Banksia Bravos! The Banksia Bravo draws have been an exciting part of the K-2 and 3-6 Thursday assemblies for all students. If their bravo is drawn out, students are rewarded with a Banksia Bravo prize voucher. They use this voucher to select an item from the range of prizes available in BRPS's special prize box.

To increase student motivation and conclude term 2 in a positive way here at Banksia Road Public School, we are looking forward to doubling up on the Banksia Bravo draws for the Monday morning assemblies during week 10.



The Banksia Bravos, the Banksia way! We thank you for your parental support.

Ms Fallah

COMMUNITY HUB NEWS

Service NSW Vouchers

A reminder that all Back to School NSW, Creative Kids, Active Kids and First Lap vouchers are set to expire on 30 June 2023. Check your Service NSW app or your MyServiceNSW Account for any unused vouchers and visit the [Vouchers Page](#) on the Service NSW website for places to use your vouchers.

Playgroup

Playgroup has finished Term 2. We will be back on the first Thursday of Term 3 and encourage any interested families to join us in the hall from 9.15am each Thursday morning.

Fee Free First Aid Course

There are still spaces in our fee free First Aid Course being held in the School Hall on Tuesday 8th August. If you are interested, please contact Sheenagh Mackenzie-Smith for more information and to receive an enrollment form.

School Holidays

If you are looking for activities to do with your children in the school holidays, Canterbury-Council have a list of low and no cost activities available in the LGA. You can view the list [here](#). There are also some flyers attached to the end of the newsletter detailing activities available to families.



Free holiday activities

Running at NSW public schools these holidays



Revesby Public School

Laughing Yoga will be back at Revesby Primary School these Winter holidays on July 6th! Parents, carers and children can come along and have loads of FUN together doing playful laughing & breathing exercises. Laughing yoga has far-ranging benefits to our physical health, mental health, and social wellbeing. You will come away from this one-hour session feeling invigorated.

<https://www.eventbrite.com.au/e/laughing-yoga-revesby-public-school-tickets-645121986227>

FAMILY SERVICES

JULY SCHOOL HOLIDAY FUN



Musical Fun

Musical Fun made at home is for 5 - 12 year olds and their parents/carers to join in a fun and creative program where you will make musical instruments using simple items you have around the house. Children will be actively involved in the process of creating their own musical instruments and learn how to use them to play rhythms. This aims to speed up brain development and build up their gross and fine motor skills and empower families to work together.

- Creating Links (Level 10, 66-72 Rickard Rd Bankstown)
- Wednesday 12 July
- No Childcare Available
- Edgee - 1300 254 657
- 11AM - 12.30PM

Mighty Mindful Kids

Come with us on a fun and crafty journey to create your safe place.

This group is tailored for children 8-10 years to create a box full of items that is unique to them through engaging with their 5 senses and imagination. The items will be used as a calming tool and help overcome times of distress.

- Creating Links (Level 10, 66-72 Rickard Rd Bankstown)
- Tuesday 11 July & Thursday 13 July
- 10AM - 11.30AM
- Amanda N or Jasmin N: 1300 254 657
- No Childcare Available

Sensory Holiday Play - PCMC

Children will have the opportunity to explore, engage and enjoy sensory play experiences while being confident kinesthetic and tactile learners. Children will foster their developmental domains, enhance their skills and knowledge of their world around them whilst gaining a sense of belonging and identity.

- Bankstown Arts Centre
- Thursday 6 July and Thursday 13 July
- 10AM - 11.30AM
- Vera: 1300 254 657
- No Childcare Available

Lantern Making

Join us for a fun and exciting craft activity where young children and their parents/carers will get to make lanterns in a nurturing environment that will help develop the bond between a child and their parent and increase children's social and creative skills

- Creating Links (Level 10, 66-72 Rickard Rd Bankstown)
- Tuesday 4 July
- 10.30AM - 12.00PM
- Lan: 1300 254 657
- No Childcare Available



Communities & Justice

Please note that dates are subject to change.

TERM 3 COMMUNITY CALENDAR 2023

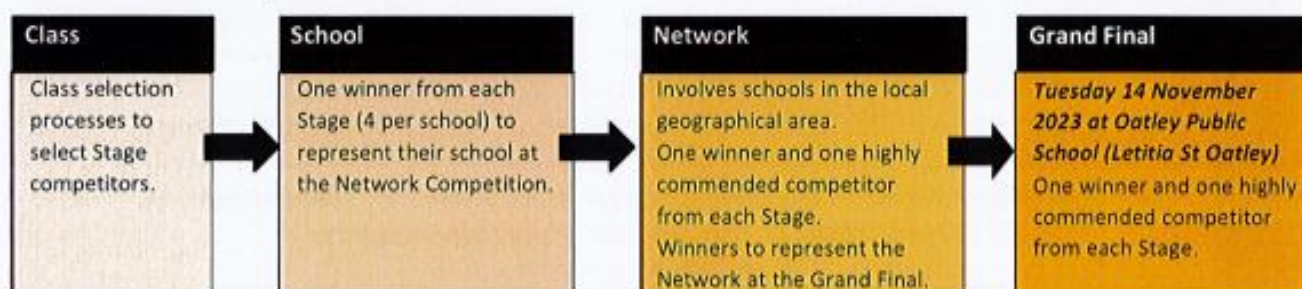
WEEK	MONDAY	TUESDAY	WEDNESDAY	THURSDAY	FRIDAY	SAT/SUN
July 1	17 SDD – Staff Only Planning T3	18 Students First day	19 Scripture	20 Playgroup	21	22
						23
2	24 Teacher Aide Course	25 UNITY	26 Scripture UTS – Stem St-3 IC Goal Setting	27 Playgroup Opportunity Class Placement Test IC Goal Setting	28 PSSA – Round 9 Winter IC Goal Setting	29
						30
Jul/Aug 3	31 EDUCATION WEEK T/A Course	1 EDUCATION WEEK UNITY	2 Scripture EDUCATION WEEK UTS -Stem -Stage 3	3 EDUCATION WEEK Open Day Parents welcome	4 EDUCATION WEEK PSSA – Round 10 Winter	5
						6
4	7 STAR ICAS Writing ICAS Digital Technologies T/A Course	8 UNITY First Aide Course for Parents	9 UTS – Stem St-3 Scripture	10 Playgroup	11 PSSA – Round 11 Winter	12
						13
5	14 P and C Meeting ICAS English T/A Course	15 Three-Way Goal Setting Interviews UNITY	16 Three-Way Goal Setting Interviews Scripture UTS – Stem -Stage 3	17 Three Way Goal Setting Interviews Playgroup	18 PSSA – Round 12 Winter	19
						20
6	21 T/A Course BOOK WEEK Theme Read Grow Inspire Student Well-Being STAR ICAS Science/Spelling	22 UNITY Zone Athletics	23 Scripture BOOK FAIR K-6 Book Parade	24 Playgroup	25 PSSA – Semi Final Winter Class Public Speaking Competition ends	26
						27
Sept 7	28 T/A Course Staff Wellbeing Week ICAS Mathematics STAR Fathers in school – dads welcome	29 UNITY Stage 3 Gold Rush Excursion Father's Day Stall	30 Scripture Stage 3 Gold Rush Excursion Father's Day Stall Incursion Stage 1- Mad about Science	31 Playgroup Stage 3 Gold Rush Excursion Incursion Stage 1- Mad About Science	1 8:15am Inclusive Classes Parent Forum PSSA – Final Winter Final	2
						3 Fathers' Day
8	4 T/A Course STAR Check in Assessments Y6 Open	5 UNITY K-2 School Public Speaking Competition	6 UTS- Stem Stage 3 Scripture Our Spec – Choir Rehearsal	7 Playgroup 3-6 School Public Speaking Competition	8 PSSA – Final (backup) Winter	9
						10
9	11 T/A Course STAR Check in Assessments Y6	12 UNITY ES1 and IC Farm Excursion	13 SSW PRIMARY ATHLETICS TBA UTS-Stem Stage 3	14 Playgroup Bankstown Girls Y5 Girls – Mini Olympics	15	16
						17 School FETE
10	18 T/A Course STAR P and C Meeting Check in Assessment	19 UNITY	20 Scripture	21 Playgroup Our Spec – Choir Performance at Opera House	22 Check in Assessments Y6 Close	23
						24
HOLIDAYS	25	26	27	28	29	30
	2 Public Holiday	3	4	5	6	7
						8



PARENT INFORMATION

The following information provides an overview of the competition in which your child is participating. If you have any queries related to the information provided, please contact your child's class teacher in the first instance who will then direct you to the public speaking coordinator at the school or your school Principal if further clarity is required.

How does the competition work?



What will the students be doing?

- All competitors are required to deliver both a prepared and an impromptu speech at **every level** of the competition.
- Both the prepared and impromptu speeches are given equal consideration (50% each) for the overall marking at every level of the competition, including Early Stage 1.

PART 1: Prepared Speech	PART 2: Impromptu Speech
<ul style="list-style-type: none"> Early Stage 1 (Kindergarten) = 1 minute Stage 1 (Years 1 and 2) = 2 minutes Stage 2 (Years 3 and 4) = 3 minutes Stage 3 (Year 5 and 6) = 4 minutes 	<ul style="list-style-type: none"> Early Stage 1 (Kindergarten) = 30 seconds Stage 1 (Years 1 and 2) = 1 minute Stage 2 (Years 3 and 4) = 1 minute Stage 3 (Years 5 and 6) = 2 minutes
<ul style="list-style-type: none"> ✓ Should be persuasive in nature. ✓ Prepared speeches may be modified between levels of the competition in terms of content and structure but the topic needs to remain the same. ✓ Speech topics are not to come from, or be related to, those of the Multicultural Perspectives Public Speaking Competition for the current year. ✓ Microphones will not be available. ✓ No external aids or props. ✓ Two bells will be rung at the conclusion of the time to indicate that the speaker's time has expired. A continuous bell will be rung 30 seconds after the completion time. ✓ Palm cards should be used: <ul style="list-style-type: none"> • Early Stage 1 and Stage 1 – no larger than a quarter of an A4 page • Stages 2 and 3 – no larger than an eighth of an A4 page. 	<ul style="list-style-type: none"> ✓ Should be persuasive in nature. ✓ Kindergarten impromptu will be based on an object and they will have 2 minutes of preparation time. ✓ Impromptus for Stages 1, 2 and 3 will be based on a phrase or single word chosen by the adjudicator on the day and students are able to interpret it as they wish. They will have 5 minutes of preparation time. ✓ Palm cards will be provided for Stages 1, 2 and 3. ✓ Bells will not be used at the conclusion of time in the impromptu section. A continuous bell will be rung 30 seconds after the completion time.



What makes a great speech?

These aspects need to be considered when constructing and presenting both the prepared and impromptu speech:

<p>MANNER</p>	<p>20% of the mark</p> <p>Manner refers to the presentation of the speech. The key to good manner is to be natural. Acting, singing, dancing and competitor introduced props are not allowed.</p> <p>Parts of manner include:</p> <ul style="list-style-type: none"> • <u>Eye Contact</u> – Speakers should look at the whole audience by focusing on audience members in different areas of the room for a short period of time. Palm cards should always be used but as little as possible should be written on them. Speakers are encouraged to use palm cards, not pieces of paper. Speakers should not read their speeches; they should deliver them. • <u>Stance</u> – Speakers should be comfortable but should not do anything that distracts from what they are saying. • <u>Voice</u> – Speakers should modulate tone, expression, volume and speed without appearing unnatural. They should not force their words or yell at the audience. • <u>Gesture</u> – Gestures should be natural and not planned.
<p>MATTER</p>	<p>40% of the mark</p> <p>Matter refers to the content in the speech. Speeches should be as original as possible. Each speech should have a key argument or point of view. Speeches must be of a persuasive nature and not simply sequential information about a topic.</p> <p>Topic Selection: Speakers should choose a topic that they feel very strongly about so that they can speak with sincerity. They should choose topics that will be of interest to the audience.</p> <ul style="list-style-type: none"> • <u>Early Stage 1 and Stage 1</u> students can choose relatively simplistic topics such as pets, holidays, family members, etc. • <u>Stage 2</u> students can also choose relatively simplistic topics but they should be encouraged to talk about other people considering a broader context such as a community or national focus. Their entire speech should not just be about themselves. • <u>Stage 3</u> students should state their point of view and then be encouraged to link their ideas to an issue or problem in society such as the environment, war, poverty, etc. They should be linking ideas to other people and the world in general for their entire speech. <p>Message: Each speech must have an overall persuasive argument. Speakers should incorporate their own point of view so that their speech does not become an information report. The speaker should make his/her opinions clear and they should leave the audience with something to think about.</p> <ul style="list-style-type: none"> • <u>In Early Stage 1 and Stage 1</u> the message can be relatively simplistic. • <u>In Stage 2</u> speakers are encouraged to justify their opinion. • <u>In Stage 3</u> speakers should also justify their opinions but their message should be more profound and more specifically linked across a wider world view. <p>Arguments: Speakers should support their opinions with several reasons and ideas. Persuasive points made should be logical and well-explained.</p> <p>Examples: Speakers should support and prove their arguments and ideas with examples. An example in public speaking refers to people, places and events that have happened in the real world and that have been reported. Students should aim for their examples to be on or more of the following: real, recent, reported, reasonable and relevant.</p> <p>Language: Students should understand, be familiar with, and be able to correctly pronounce the language contained in their speeches. A good speech will avoid: slang, informal language, interjections like 'yuck', incorrect grammatical structure, incorrect pronunciation, mumbling.</p>

METHOD

40% of the mark

Method refers to how a speech is organised and includes:

1. Beginning
2. Middle Development (arguments and examples)
3. Conclusion.

Beginning: There are three ways to begin a speech:

- Story – *must be relevant to the speech as a whole*
- Statement – *should be interesting and thought provoking*
- Question – *must be answered at some point in the speech*

A speaker should never start a speech by introducing themselves or their topic e.g. 'I'm Joe Bloggs and today I'm going to talk about ...'

Middle Development

The way the speech is developed will depend on the speaker's purpose and personality. This part of the speech should be linked to the introduction in a logical and interesting way. It should also contain ideas and examples that support the topic and purpose of the speech and are linked to each other. This is the part of the speech where the speaker 'gets key messages and arguments across to the audience'. Planning this section carefully is very important so that the speech sounds convincing and spontaneous.

Conclusion

This is the climax of the speech. The conclusion should be explicit and concise and linked in style and content to the introduction. It sums up the speech's subject and purpose. For the conclusion, speakers should again make the points of their speech clear. The three ways to end a speech are the same as the three ways to begin a speech. That is with a Story, Statement or Question.

What can you do to support your child at home?

- Teach your child the difference between a speech and a performance.
- Help your child select a topic based on his/her interests.
- Help your child make connections between themselves, others and the world in general.
- Assist with writing out the speech and using palm cards (especially for impromptu).
- Practice (but not too much).
- Support your child with the goals of the program.
- Help your child develop resilience and a growth mindset.
- Encourage your child to ask for feedback at all stages of the competition.